

Ages
3-5
Pre-school
Phonics


Gold Stars

£2

Supports Early Years Foundation Stage

Phonics

c a t



Over
50
gold star
stickers and
pull-out
poster

Letter sounds

Double sounds

Word building

Rhymes

Reading

Spelling



المدرسة بوك
WWW.MODRSBOOK.COM

المدرسة بوك
WWW.MODRSBOOK.COM


Trusted by parents. Loved by kids.




I can say my letters!



**Aa Bb Cc Dd Ee Ff Gg Hh Ii Jj Kk Ll Mm
Nn Oo Pp Qq Rr Ss Tt Uu Vv Ww Xx Yy Zz**



A makes the short sound as in apple.




B is for bee!
b-b-b-b-b!



C is for carrot.
c!



D is for duck.
d-d-d-d!



E is for elephant.
e-e-e!



F is for fish.
ffffff!



G is for goat.
g-g-g!




H is for helicopter!
h-h-h-h!



I is for ice cream.
i-i-i-i!



J is for jar.
j-j-j-j!



K is for kite.
k-k-k!



L is for lion.
llllll!



M is for moon.
mmm!



N is for nest.
Nnn-nnn



O is for orange. O!
o! o! o!




P is for pig.
p!



Q is quiet without U.
qu! Qu!



R is for rainbow.
rrrr!




S is for sun.
sssss!



T is for tent.
t-t-t!



U is for umbrella.
uh!



V is for violin.
vvv-vvv!



W is for watch.
w-w-w!



X is for x-ray.
x! x!



Y is for yo-yo.
yyyyy!



Z is for zebra.
Zzzz!



Phonics

Pre-school



Helping your child

- ★ Remember that the activities in this book should be enjoyed by your child. Try to find a quiet place to work.
- ★ Your child does not need to complete each page in one go. **Always stop before your child grows tired**, and come back to the same page another time.
- ★ It is important to work through the pages in the right order because the activities do get progressively more difficult.
- ★ Phonics help children to understand that letters and groups of letters make different sounds. Blending them together makes words. Learning about phonics helps children to read.
- ★ The answers to the activities are on page 32.
- ★ Always give your child lots of encouragement and praise.
- ★ Remember that the gold stars are a reward for effort as well as for achievement.


This edition published by Parragon in 2012
Parragon
Queen Street House
4 Queen Street
Bath BA1 1HE, UK
www.parragon.com

Copyright © Parragon Books Ltd 2002

Illustrated by; Simon Abbott
Written by; Betty Root
Consultant checked by; Stephanie Cooper

All rights reserved. No part of this publication may be reproduced, stored in a retrieval system or transmitted, in any form or by any means, electronic, mechanical, photocopying, recording or otherwise, without the prior permission of the copyright holder.

ISBN 978-1-4454-7766-4



Printed in China


Contents

Letter sounds a-m	4	Middle sounds	19
Letter sounds n-z	6	ch and sh sounds	20
Sounds the same	8	Learn about th	22
Odd one out	9	Crossword	23
Write the word	10	Animals	24
Rhyming words	11	End sounds	25
Animal words	12	Three-letter words	26
Writing letters	13	s endings	27
Find the rhymes	14	Quick test	28
Yes or no?	15	sh, th and ch sounds	29
Word endings	16	Check the spelling	30
Quick quiz	17	Picture quiz	31
Yes or no?	18	Answers	32




Letter sounds a to m


Trace the letters. Say the sound that each letter makes. The pictures will help you.



a a a a a a




b b b b b b




c c c c c c



d d d d d d



e e e e e e




f f f f f f





g



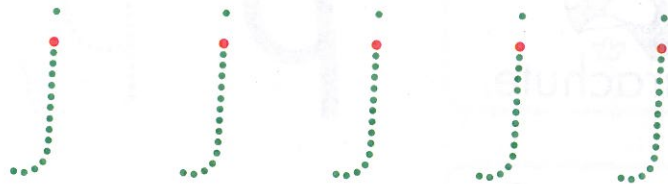
h




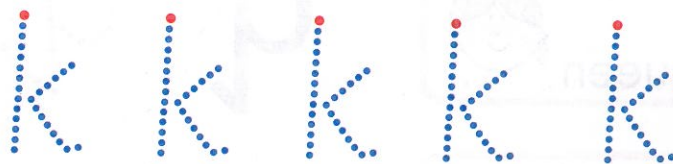
i




j



k



l



m




Letter sounds n to z

Trace the letters. Say the sound that each letter makes.
The pictures will help you.



n



o




p



q




r



s






t t t t t




u u u u u




v v v v v



w w w w w



x x x x x




y y y y y



z z z z z




Sounds the same




Draw lines to join the pictures that start in the same way. The first one has been done for you.









Odd one out


Circle the odd word out in each row.

duck 	ball 	bee 
----------------------------------------------------------------------------------------	----------------------------------------------------------------------------------------	-----------------------------------------------------------------------------------------

panda 	cat 	pig 
-----------------------------------------------------------------------------------------	---------------------------------------------------------------------------------------	-----------------------------------------------------------------------------------------

ring 	hat 	rainbow 
------------------------------------------------------------------------------------------	-----------------------------------------------------------------------------------------	-----------------------------------------------------------------------------------------------


cake 	mouse 	monkey 
------------------------------------------------------------------------------------------	-------------------------------------------------------------------------------------------	----------------------------------------------------------------------------------------------

key 	penguin 	kite 
-----------------------------------------------------------------------------------------	---------------------------------------------------------------------------------------------	--------------------------------------------------------------------------------------------



Write the word

Trace the lines to join each child to a sound.
Write the correct letter below each child's face.



These sounds make a word. Can you read it?



Note for parent: This helps with word building and helps children learn how to segment
eg, f-i-sh fish.




Rhyming words

Read the word next to each picture.
Tick the 2 words that rhyme in each row.


chair




pear



box



flag



star




car




four



pear



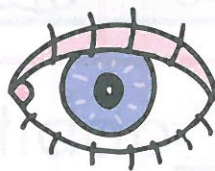
door



star




eye




pie



bee



tree




four



Animal words

Choose a letter sound to write at the start of each animal word.

c d g r c p h



What letter sounds do these begin with?
Write your answers.













_ee



_at

Writing letters


Say the name of each picture and write its beginning letter.



Find the rhymes

Colour the 6 pictures for the words that rhyme with Pat.

bat



cat



butterfly



cake



hat



Pat



egg




bat



rat



ball



mat

Now write a letter sound at the start of each word.



_ a t



_ a t



_ a t




_ a t

Yes or no?


Write yes or no in each box:

yes

no



begins with f?



begins with p?



begins with b?



begins with s?



begins with u?



begins with l?




Word endings

Use the letters from the box below to finish the words.

p n d g b w t n



co _




trai _




mo _



pi _



cra _



ten _



su _



bir _



Quick quiz

Draw lines to join the words that start with the same letter sound.

parrot





king



kite



watch



window


pineapple




Now choose a letter sound to write at the start of these words.

l t a v


_ m b u l a n c e



_ a b l e



_ i o l i n



_ e a f

Note for parent: This reinforces what your child has learnt about consonant sounds at the beginning of words.

Yes or no?


Write yes or no in each box:

yes


no



ends with p?



ends with t?



ends with n?



ends with t?



ends with p?



ends with n?

Middle sounds


Circle the word that goes with each picture.



dog or dig



mup or mop



hat or hot



bas or bus



cut or cat



cup or cap



pig or pog






san or sun




ch and sh sounds

Draw lines to join 2 words that start with the same sound. There are 5 pairs altogether.



Write ch or sh to finish the words.



__ _ a i r




__ _ e e p



__ _ o e s



__ _ u r c h



__ _ i c k




Learn about th

Write over the th sound with your pencil.



Write the th sound at the beginning of these words.



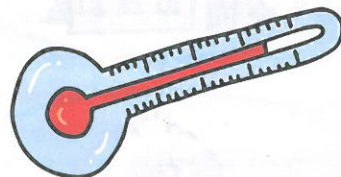
__umb

13

__irteen



__anks



__ermometer



Crossword

Look at the pictures and spell the words to do the puzzle.

The crossword puzzle grid is composed of orange-outlined squares. The clues are as follows:

- Across 1:** A pig (3 letters)
- Across 2:** A pen (3 letters)
- Across 3:** A man with a mustache (3 letters)
- Across 4:** A mug (3 letters)
- Across 5:** A green cloth (3 letters)
- Across 6:** An umbrella (3 letters)

The number 10 is located in a circle on the right side of the grid, with an arrow pointing to the start of the 10th square of the grid.



Animals

Can you spot these animals in the big picture?

zebra elephant monkey lion
camel panda tiger kangaroo



Which animal begins with z? Write it here.

Which animal begins with l? Write it here.



End sounds

Choose a sound to write at the end of each word.

g t s g p n



m u _



b u _



d o _



m a _



n e _







f a _



Three-letter words

Say the word with each picture.
Look for each word in the grid.
Remember to look across and down.

c	o	w	d	i	m
j	r	b	a	t	l
w	s	u	n	f	j
z	i	s	p	k	u
y	x	v	e	g	g
h	q	t	g	n	p



s endings

You add the s sound to the end of a word when there is more than 1 thing.




sock




socks


Now write these words.



= shoe



=



= hat



=



= glove



=



= coat



=



Quick test

Choose ch or sh to write at the start of these words.



_ _ a i r



_ _ e e p



_ _ o e s

Choose and circle the word to go with each picture.



dog or dig



mup or mop



hat or hot



bas or bus

Choose a sound to write at the end of each word.

g g t p



m u _



n e _




d o _




m a _

sh, th and ch sounds


Write sh, ch or th at the start of these words.



__ o e s




__ u m b




__ a i r


Write sh, ch or th at the end of these words.



t o o __



w a t __




b r u __




Check the spelling

Look at the pictures and sound out the words.
Circle the word that goes with each picture.



ball

bell




hut

hat




fox

fos




pin

pen



cot


cat




man

men

Now write the word next to each picture.



— — —



— — —

Picture quiz

Spot these things in the big picture.

bed mat net



Now spot the thing that starts with ch.

Spot 3 things beginning with b.



Answers

Pages 4-5

astronaut, banana, cat, dog, elephant, fish, gate, helicopter, insect, juggler, kangaroo, lemon, magician.

Pages 6-7

net, octopus, parachute, queen, rainbow, sandwich, teddy, umbrella, vase, web, x-ray, yo-yo, zebra.

Page 8

parrot/pineapple, telephone/toothbrush, kite/king, butterfly/baby, window/watch.

Page 9

The odd ones out are: duck, cat, hat, cake, penguin.


Page 10

fish

Page 11

The words that rhyme are: chair/pear, star/car, four/door, eye/pie, bee/tree.

Page 12



bee, bat.

Page 13

ambulance, violin, sock, nest, jellyfish, table, leaf, carrot, rocket, duck.

Page 14



cat, rat, hat, bat.

Page 15



Page 16

cow, train, mop, pig, crab, tent, sun, bird.

Page 17

parrot/pineapple, kite/king, window/watch, ambulance, table, violin, leaf.

Page 18



Page 19

dog, mop, hat, bus, cat, cup, pig, sun.

Page 20

church/cheese, sheep/shell, chick/chair, shoes/shark, cherries/chocolate.

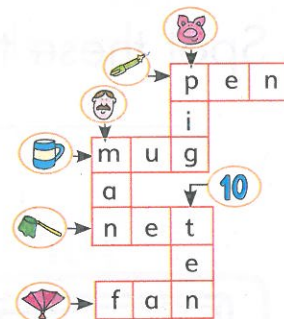
Page 21

chair, sheep, shoes, church, chick.

Page 22

thumb, thirteen, thanks, thermometer.

Page 23




Page 24

zebra, lion.

Page 25

mug, bus, dog, map, net, fan.

Page 26



Page 27

shoes, hats, gloves, coats.

Page 28

chair, sheep, shoes, dog, mop, hat, bus, mug, dog, net, map.

Page 29

shoes, thumb, chair, tooth, watch, brush.

Page 30

bell, fox, cat, hat, pen, man, pig, sun.

Page 31

chair begins with ch. 3 things beginning with b are bed, book, basket.

Gold Stars®

Support your little superstar's learning and build skills at home with the Gold Stars® pre-school range.

- ★ Developed by teachers and expert consultants.
- ★ Parent tips and guidelines.
- ★ Bright colours and cute illustrations make learning fun for little ones.
- ★ Supports Early Years Foundation Stage.

"This book gives children more experience of phonics and gives them the right start as they prepare for Key Stage 1."

Educational Consultant



CE

£2.99

ISBN 978-1-4454-7766-4



9 781445 477664

S32097

Ages
3-5
Pre-school
Phonics

Over
50

gold star
stickers and

**pull-out
poster**

Letter sounds

Double sounds

Word building

Rhymes

Reading

Spelling



Trusted by parents. Loved by kids.